



# Crime Prevention Products

Copsham House, 53 Broad Street,  
Chesham, Buckinghamshire, HP5 3EA  
Tel : 01494 792592 Fax : 01494 792590



## EMERGENCY LIFE HAMMER

### PRODUCT CODE: CPP-LK25

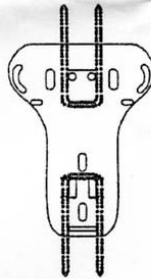
#### Introduction

The Emergency Life Hammer enables escape from a building or car in an emergency.

#### Installing the unit

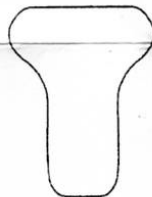
##### 1. Using stainless steel forks – fit into carpet

- Remove protective covers from steel forks
- Thread through bracket as shown in diagram
- Place into carpet to hold firmly in place



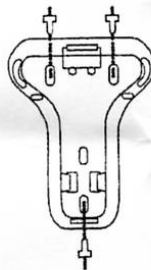
##### 2. Using adhesive tape

- Ensure desired surface is clean, to clean use a dampened cloth
- Remove paper cover from one side and place onto the back of the bracket
- Remove paper cover from other side and place carefully onto desired surface



##### 3. Using screws

- Use the mounting bracket and pencil to mark where bracket is to be installed
- Drill into surface at three marked points
- Screw bracket to the wall using screws provided



#### Operating Instructions

1. Remove hammer from mounting bracket
2. Use pointed end to strike and break glass
3. (If trapped in vehicle) Use cutter blade to cut seat belt

#### CAUTION

Improper use or man-made damage is not covered under the guarantee